



# Service Repair Manual

## **Models**

# 621H WHEEL TRACTOR

---

Product: WHEEL TRACTOR

Model: 621H WHEEL TRACTOR EAZ

Configuration: 621H Wheel Tractor Scraper EAZ00001-UP (MACHINE) POWERED BY C13 Engine

## Disassembly and Assembly 621H, 623H and 627H Wheel Tractor-Scrapers Power Train

Media Number -KENR9488-01

Publication Date -01/06/2013

Date Updated -01/07/2013

i07459845

# Torque Converter - Assemble - Tractor

SMCS - 3101-016

## Assembly Procedure

Table 1

Required Tools			
Tool	Part Number	Part Description	Qty
A	2P-8312	Retaining Ring Pliers	1
B	1P-0510	Driver Group	1
D	8T-5096	Dial Indicator Group	1




Illustration 1

g00528674

1. Use Tooling (B) and a suitable press to install sleeve bearing (33). Install sleeve bearing (33) to flange (32).




Illustration 2

g00528612

2. Install bolts (31) and flange (32) to housing (9). Tighten bolts (31) to a torque of  $120 \pm 15$  N.m ( $89 \pm 11$  lb ft).



Illustration 3

g00525322

3. Install thrust race (30) and thrust bearing (29) to housing (9).




Illustration 4

g00525321

4. Install torque converter turbine (23) and clamp ring (28) to hub (3).




Illustration 5

g06329533

5. Install bolts (27) to torque converter turbine (23). Tighten bolts (27) to a torque of  $50 \pm 7$  N.m ( $37 \pm 5$  lb ft).




Illustration 6

g01052922

6. Install thrust race (25) and thrust bearing (24) to hub (3).




Illustration 7

g06329534

7. Install thrust race (26) to hub (3).




Illustration 8

g00525315

8. Install torque converter turbine (23) and hub (3) as a unit to housing (9).

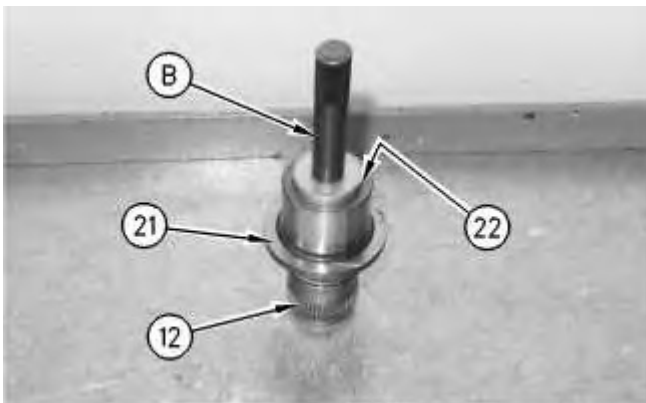


Illustration 9

g00528953

9. Use Tooling (B) and a suitable press to install sleeve bearing (22). Install sleeve bearing (22) to carrier assembly (12).
10. Install thrust bearing (21) to carrier assembly (12).




Illustration 10

g01052912

Thank you so much for reading.  
Please click the “Buy Now!”  
button below to download the  
complete manual.



After you pay.

You can download the most  
perfect and complete manual in  
the world immediately.

Our support email:

[ebooklibonline@outlook.com](mailto:ebooklibonline@outlook.com)