



Service Repair Manual

Models

D6T TRACK-TYPE TRACTOR

Product: TRACK-TYPE TRACTOR

Model: D6T TRACK-TYPE TRACTOR MH7

Configuration: D6T XL, XW, LGP VPAT Track-Type Tractor MH700001-UP (MACHINE) POWERED BY C9.3 Engine

Disassembly and Assembly D6T Track Type Tractor Power Train

Media Number -M0073303-04

Publication Date -01/09/2018

Date Updated -06/09/2018

i07045457

Transmission and Bevel Gears - Separate

SMCS - 3010-076

Separation Procedure

Table 1

Required Tools			
Tool	Part Number	Part Description	Qty
A	477-3151	Link Bracket	2
B	422-5474	Link Bracket	1
C	1P-2420	Transmission Repair Stand	1

Start By:

- a. Remove the transmission and bevel gear.
-




Illustration 1

g06129100

1. Disconnect harness assemblies (1).




Illustration 2

g06207740



Illustration 3

g06207742

2. Install Tooling (A) and (B) on the transfer and bevel gears (2). Attach a suitable lifting device to Tooling (A) and (B). The weight of transmission (5), transmission housing (3), and transfer and bevel gears (2) is approximately 907 kg (2000 lb). Install transmission (5), transmission housing (3), and transfer and bevel gears (2) onto Tooling (C).
3. Remove four bolts (4) that hold transmission housing (3) and transfer and bevel gears (2) to transmission (5).
4. The weight of transmission housing (3) and transfer and bevel gears (2) is approximately 395 kg (870 lb). Separate transmission housing (3) and transfer and bevel gears (2) from transmission (5).

Product: TRACK-TYPE TRACTOR

Model: D6T TRACK-TYPE TRACTOR MH7

Configuration: D6T XL, XW, LGP VPAT Track-Type Tractor MH700001-UP (MACHINE) POWERED BY C9.3 Engine

Disassembly and Assembly D6T Track Type Tractor Power Train

Media Number -M0073303-04

Publication Date -01/09/2018

Date Updated -06/09/2018

i07045488

Transmission and Bevel Gears - Connect

SMCS - 3010-077

Connection Procedure

Table 1

Required Tools			
Tool	Part Number	Part Description	Qty
A	477-3151	Link Bracket	2
B	422-5474	Link Bracket	1
C	1P-2420	Transmission Repair Stand	1




Illustration 1

g06207740

Thank you so much for reading.
Please click the “Buy Now!”
button below to download the
complete manual.



After you pay.

You can download the most
perfect and complete manual in
the world immediately.

Our support email:

ebooklibonline@outlook.com