



Service Repair Manual

Models

D7E TRACK-TYPE TRACTOR

Product: TRACK-TYPE TRACTOR

Model: D7E TRACK-TYPE TRACTOR MDB

Configuration: D7E TRACK-TYPE TRACTOR STD MDB00001-UP (MACHINE) POWERED BY C9.3 Engine

Disassembly and Assembly D7E Track-Type Tractor Power Train

Media Number -KENR5162-08

Publication Date -01/12/2012

Date Updated -05/12/2012

i06798179

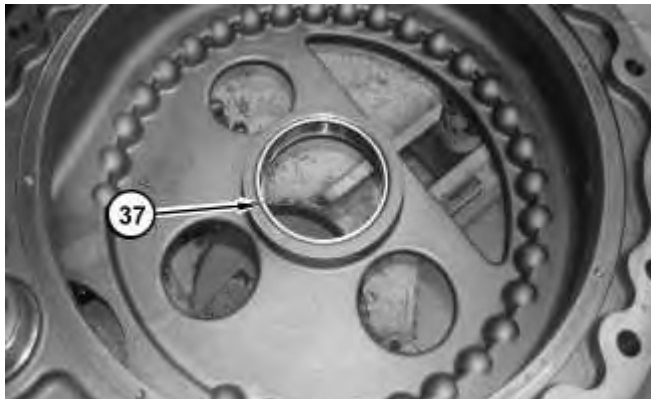
Final Drive - Assemble

SMCS - 4050-016


Assembly Procedure

Table 1

Required Tools			
Tool	Part Number	Part Description	Qty
A	1P-2420	Transmission Repair Stand	1
B	138-7575	Link Bracket	3
C	1U-5934	Seal Installer	1
D	188-1456	Lifting Eye Bolt	1
E	138-7573	Link Bracket	1
F	138-7574	Link Bracket	1



1. Install race (37).



2. Install O-ring seal (36).



3. Install race (35).



4. Raise the temperature of the bearing (34) to a maximum temperature of 135 °C (275 °F). Install bearing (34). Repeat for the other side. Apply oil to bearings.




Illustration 5

g01626522

5. Attach a suitable lifting device to gear (33) and install gear (33) in case assembly. The weight of gear (33) is approximately 68 kg (150 lb).




Illustration 6

g02491111

6. Install cover (32). Install bolts (31).




Illustration 7

g01626504

7. Reposition case assembly. Lower temperature of bearing (30). Install bearing (30).




Illustration 8

g01626497

8. Install pinion gear (29).




Illustration 9

g01626491

9. Install O-ring seal (28). Lower temperature of bearing (27). Install bearing (27).




Illustration 10

g01626488

10. Install cover (26) and bolts (25). Tighten bolts to a torque of 55 ± 10 N·m (40 ± 7 lb ft).

Thank you so much for reading.
Please click the “Buy Now!”
button below to download the
complete manual.



After you pay.

You can download the most
perfect and complete manual in
the world immediately.

Our support email:

ebooklibonline@outlook.com