



Service Repair Manual

Models

988G Wheel Loader

Product: WHEEL LOADER

Model: 988G WHEEL LOADER BNH

Configuration: 988G Wheel Loader BNH00001-UP (MACHINE) POWERED BY 3456 Engine

Disassembly and Assembly 988G Wheel Loader Power Train

Media Number -REN3096-11

Publication Date -01/05/2011

Date Updated -25/05/2011

i02112056

Torque Converter - Assemble

SMCS - 3101-016

Assembly Procedure

Table 1

Required Tools			
Tool	Part Number	Part Description	Qty
A	138-7573	Link Bracket	1
	138-7575	Link Bracket	2
B	1P-0520	Driver Gp	1
C	188-1456	Metric Eyebolt	1
D	138-7575	Link Bracket	2
E	138-7575	Link Bracket	3
F	1P-0520	Driver Gp	1
	8T-5096	Dial Indicator Gp	1

Note: Cleanliness is an important factor. Before assembly, all parts should be thoroughly cleaned in cleaning fluid. Allow the parts to air dry. Wiping cloths or rags should not be used to dry parts. Lint may be deposited on the parts which may cause later trouble. Inspect all parts. If any parts are worn or damaged, use new parts for replacement.

Note: Apply oil to all of the bearings before assembly.

1. Check the condition of the O-ring seals that are used in the torque converter and torque converter housing. If any of the seals are damaged, use new parts for replacement.




Illustration 1

g00674989

2. Install five O-ring seals (96) and three plugs (97) .




Illustration 2

g00674987

3. Install block (95) and four bolts (94) .




Illustration 3

g00674791

4. Install seal (71) onto piston (70) .




Illustration 4

g00674790

5. Install piston (70) .

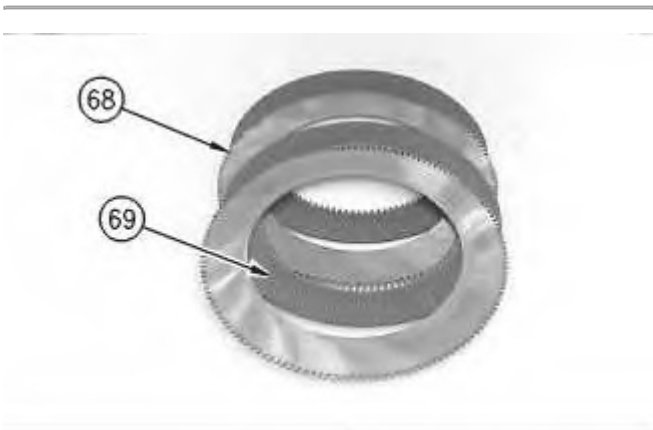


Illustration 5

g00674788




Illustration 6

g00674750

6. Install two wear plates (68) and two friction discs (69) .




Illustration 7

g00674748

7. Install plate (67) and retaining ring (66) .




Illustration 8

g00674744




Illustration 9

g00674747

Thank you so much for reading.
Please click the “Buy Now!”
button below to download the
complete manual.



After you pay.

You can download the most
perfect and complete manual in
the world immediately.

Our support email:

ebooklibonline@outlook.com