

Product: BACKHOE LOADER

Model: 430E BACKHOE LOADER DDT

Configuration: 430E Backhoe Loader Center Pivot DDT00001-UP (MACHINE) POWERED BY 3054C Engine

## Disassembly and Assembly

### 414E, 416E, 420E, 422E, 428E, 430E, 432E, 434E, 442E and 444E Backhoe Loaders Power Train

Media Number -REN6475-13

Publication Date -01/07/2017

Date Updated -13/07/2017

i04818786

## Drive Shaft (Front) - Remove and Install

SMCS - 3253-010-FR

### Removal Procedure

Table 1

Required Tools			
Tool	Part Number	Part Description	Qty
A	1U-7505	Hydraulic Jack	1




Illustration 1

g01116830

1. Install Tooling (A) under guard (2) . Remove bolts (1) . Repeat for the other side. Use Tooling (A) in order to lower guard (2) to the ground. The weight of guard (2) is approximately 38 kg (85 lb).




Illustration 2

g01116832

2. Remove bolts (3) .




Illustration 3

g01116843

3. Remove bolts (5) and remove front drive shaft (4) .

# Installation Procedure

Table 2

Required Tools			
Tool	Part Number	Part Description	Qty
A	1U-7505	Hydraulic Jack	1




Illustration 4

g01116843

1. Install front drive shaft (4) and install new bolts (5) . Tighten bolts (5) to a torque of  $28 \pm 7$  N·m ( $21 \pm 5$  lb ft)

**Thank you very much  
for your reading.**

**Please click here to buy  
After you pay.**

**Then, you can  
download the complete  
manual instantly.  
No waiting.**