

Product: BACKHOE LOADER

Model: 426 F2 BACKHOE LOADER DJ4

Configuration: 426F2 Backhoe Loader Side Shift DJ400001-UP (MACHINE) POWERED BY C4.4 Engine

Disassembly and Assembly 426F2 Back Hoe Loader Power Train System

Media Number -M0079727-01

Publication Date -01/06/2015

Date Updated -14/08/2017

i06943334

Axle Housing (Differential and Bevel Gear) (Front) - Assemble

SMCS - 3256-016-FR; 3258-016-FR; 3260-016-FR

S/N - DJ41-UP

S/N - EJ41-UP

Assembly Procedure

Table 1

Required Tools				
Tool	Qty	Part Number	Part Description	Illustration (Substep) Location
A	1	235-2797	Spanner Wrench As	Illustration 17 (1)
C	1	235-2784	Adjuster Tool Gp	Illustration 11 (2)
E	1	1P-0520	Driver Gp	Illustration 1 (2,4)
F	1	235-2789	Pinion Setting Tool	Illustration 2 (1) and 6 (4)
G	2	235-2795	Disc	Illustration 3 (1) and 5 (5)
H	1	235-2796	Shaft	Illustration 3 (2) and 5 (4)
J	1	6V-2012	Depth micrometer	Illustration 3 (5) and 5 (1)
K	-	-	Loctite 638	Illustration 14 (2)
L	1	8T-5096	Tool Gp	Illustration 18 (1)

Note: Check the O-ring seals, the gaskets, and the seals for wear or for damage. Replace the components, if necessary.

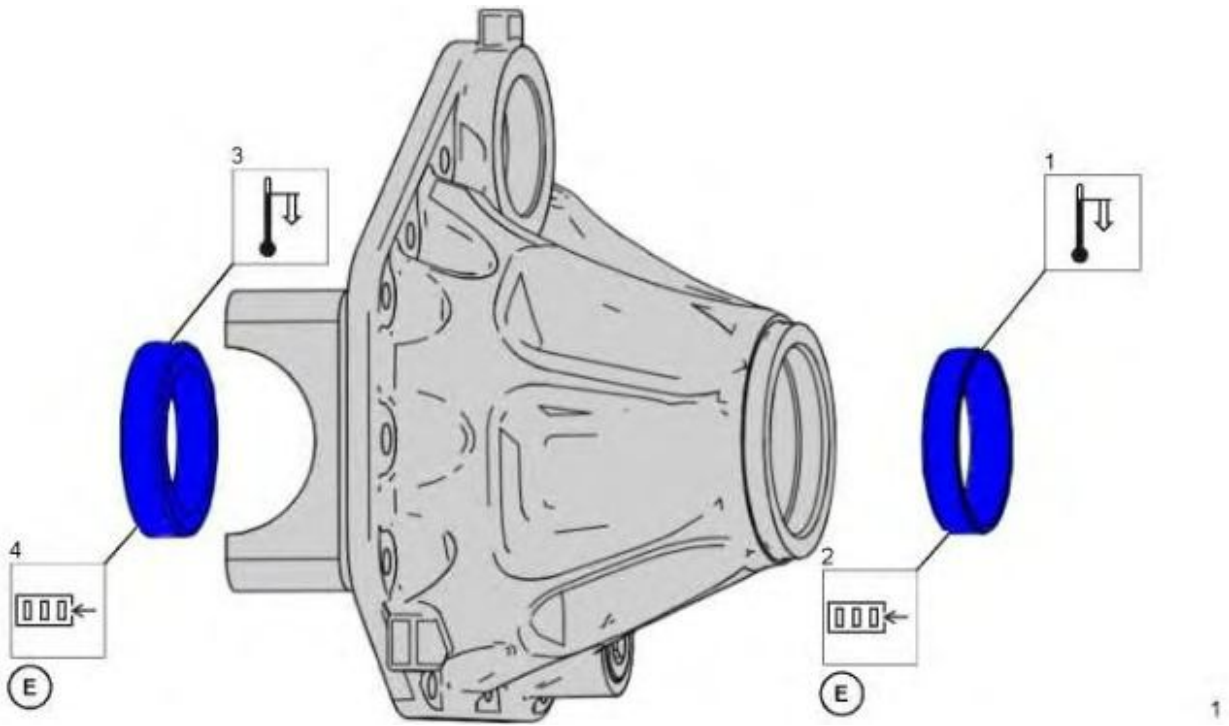


Illustration 1

g06177534

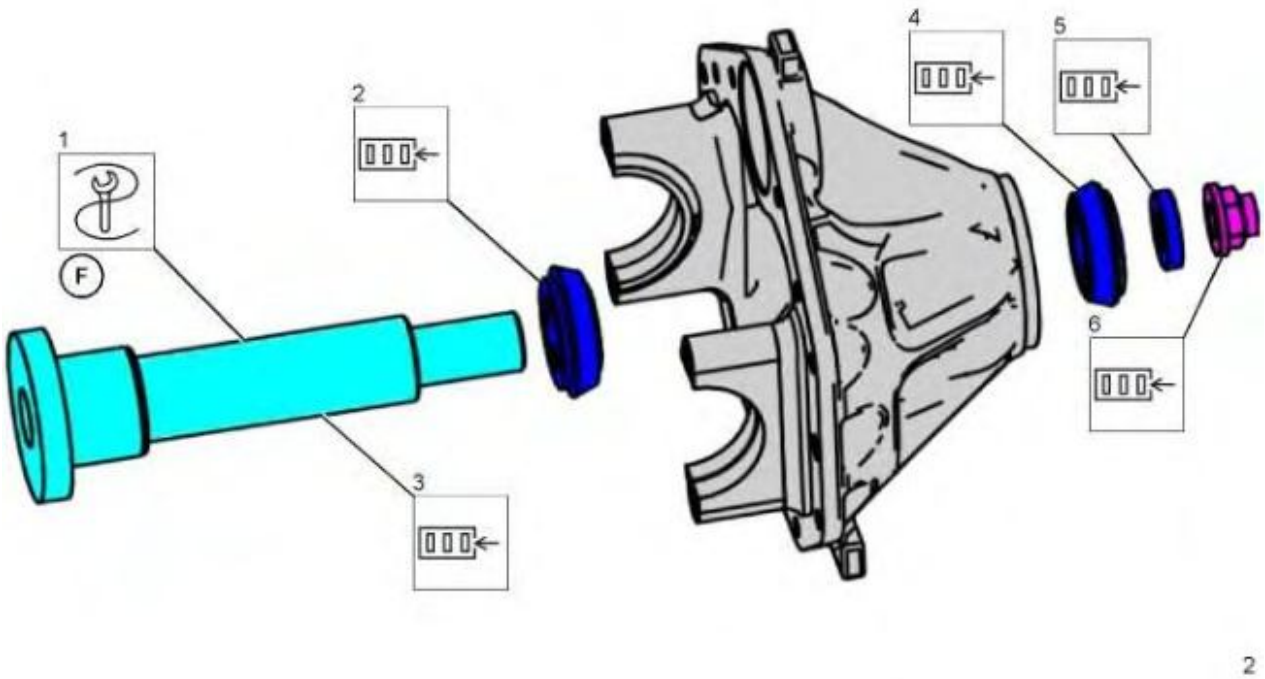
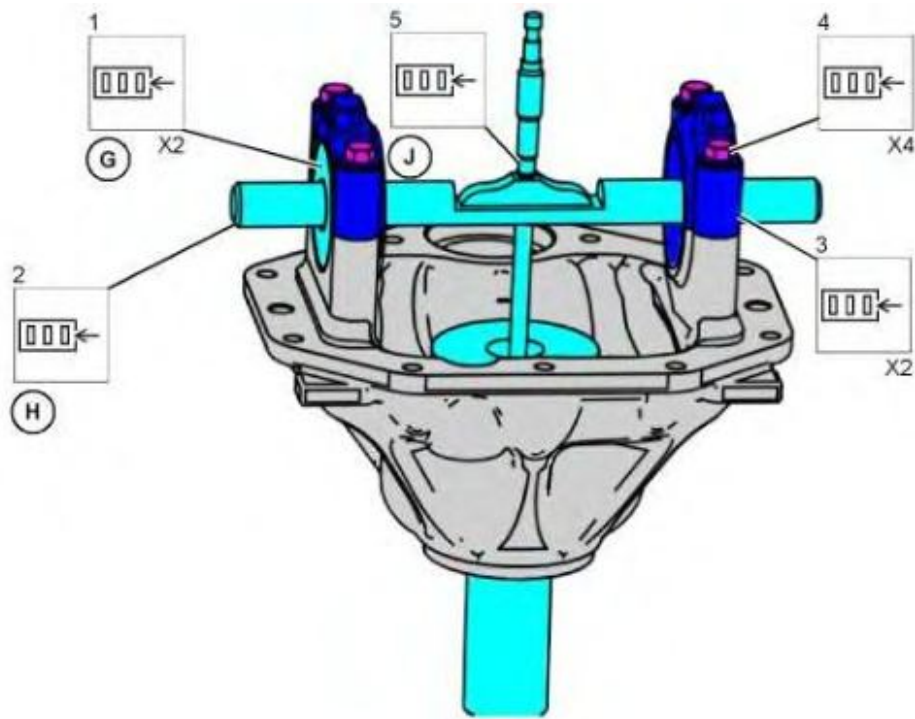


Illustration 2

g06182903



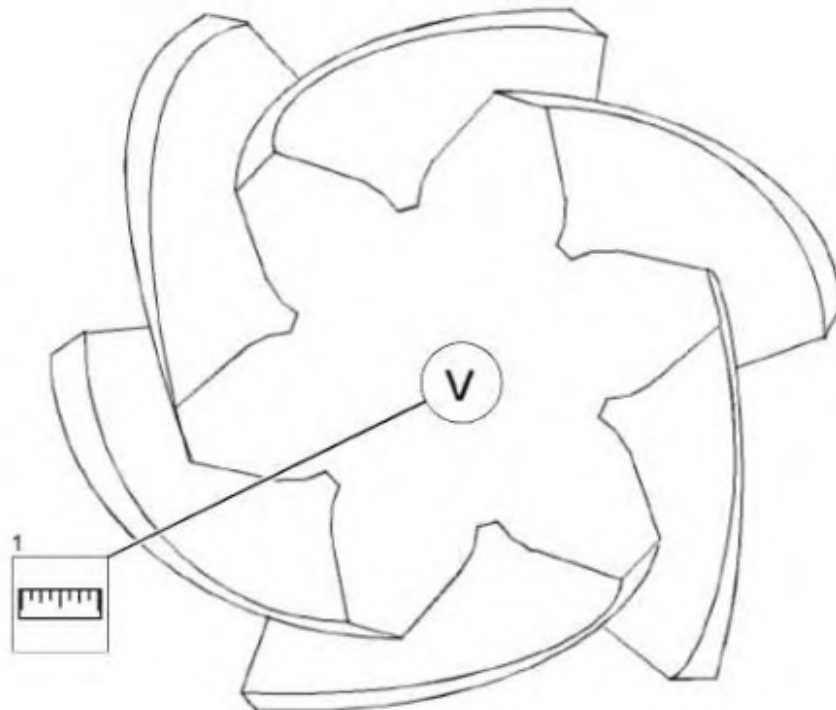
3

Illustration 3

g06182956

Tighten nut (4) until there is no end play.

Measure the depth from Tooling (H) to the bottom of the hole in Tooling (F). Record the measurement as Measurement (X).



4

Illustration 4

g06182978

**Thank you very much
for your reading.**

**Please click here to buy
After you pay.**

**Then, you can
download the complete
manual instantly.
No waiting.**