



Illustration 1

g00780072

1. Drive the sleeve into the axle housing with tooling (A) .




Illustration 2

g00780073

2. Drive the shaft seal against the shoulder with tooling (B). The seal lip should face the oil chamber.




Illustration 3

g00780079

3. Insert the two bearing races in the steer axle hub until contact is contained with tooling (A) .



Illustration 4

g00780087

4. Press the bearing into the bore of the steer axle hub until contact is obtained with tooling (A) .



Illustration 5

g00780089

5. Install retaining ring (1) with tooling (C) .
-



Illustration 6

g00780093

6. Install the shaft seal (2) with tooling (D). the seal lip should face the bearing.

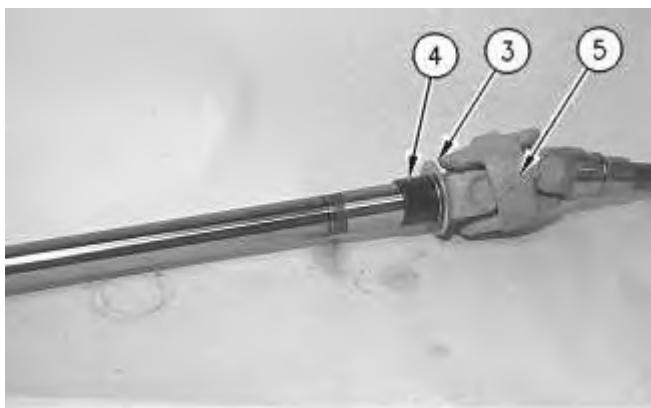


Illustration 7

g00780100

7. Assemble shield (3) and heated sleeve (4) on axle shaft (5). Position the shield against the shoulder.




Illustration 8

g00780105

**Thank you very much
for your reading.**

**Please click here to buy
After you pay.**

**Then, you can
download the complete
manual instantly.
No waiting.**