

Product: EXCAVATOR

Model: 330D L EXCAVATOR HAS

Configuration: 330D L Excavator HAS00001-UP (MACHINE) POWERED BY C9 Engine

## Disassembly and Assembly

### 330D, 336D, 336D2, 340D and 340D2 Excavators and 336D MHPU Mobile Hydraulic Power Unit Machine Systems

Media Number -REN8648-30

Publication Date -01/03/2015

Date Updated -15/08/2018

i07188136

## Final Drive and Travel Motor - Install

SMCS - 4050-012; 4351-012

## Installation Procedure

Table 1

Required Tools			
Tool	Part Number	Part Description	Qty
A	5P-0306	Vacuum Transducer	1
	FT-1115	Vacuum Cap	1
	6V-4142	Fitting	1
	5K-5068	Fitting	1
B	1U-9200	Lever Puller Hoist	1
C	439-3938	Link Bracket	1
D	-	Loctite C5A Copper Anti-Seize	-

**Note:** Check the O-ring seals for wear or for damage. Replace the O-ring seals, if necessary.

---

### NOTICE

**Keep all parts clean from contaminants.**

**Contaminants may cause rapid wear and shortened component life.**

---

---


## NOTICE

Care must be taken to ensure that fluids are contained during performance of inspection, maintenance, testing, adjusting, and repair of the product. Be prepared to collect the fluid with suitable containers before opening any compartment or disassembling any component containing fluids.

Refer to Special Publication, NENG2500, "Dealer Service Tool Catalog" for tools and supplies suitable to collect and contain fluids on Cat<sup>®</sup> products.

Dispose of all fluids according to local regulations and mandates.

---



---

Illustration 1

g01181921

1. Attach Tooling (C) and a suitable lifting device to travel motor (11). The weight of travel motor (11) is approximately 73 kg (160 lb).
  2. Position travel motor (11). Install bolts (12) that mount travel motor (11) to final drive (13).
-




Illustration 2

g01181917

3. Install O-ring seals (10) and (9).




Illustration 3

g01181914

4. Install counterbalance valve (8) and bolts (7).




Illustration 4

g01181911

**Thank you very much  
for your reading.**

**Please click here to buy  
After you pay.**

**Then, you can  
download the complete  
manual instantly.  
No waiting.**