

---

Illustration 1

g00728888

1. Install transmission (1) on Tooling (A).



---

Illustration 2

g01815958

2. Remove implement pump drive shaft (2) from transmission (1).

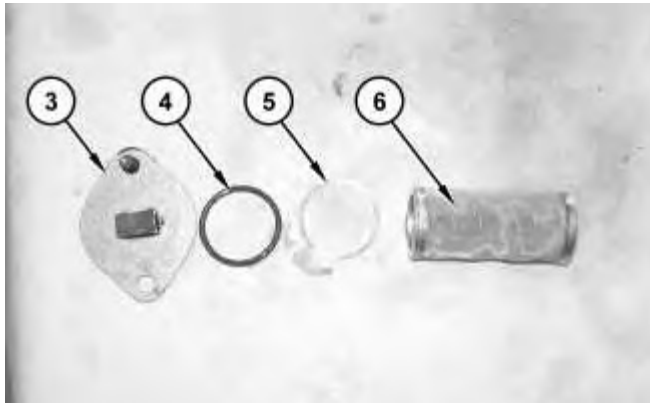


---

Illustration 3

g01380069

---




---

Illustration 4

g01818682

3. Remove cover (3). Remove O-ring seal (4) and remove spacer (5). Remove screen (6).




---

Illustration 5

g01815964

4. Remove plug (7). Drain the transmission oil into a suitable container. The capacity of the transmission is 11.3 L (3 US gal).



---

Illustration 6

g01815993

5. Remove bolts (8) from gearshift assembly (9).
-




Illustration 7

g01817176

6. Attach Tooling (H) and Tooling (J) to transmission (1).




Illustration 8

g01817537

7. Attach Tooling (B) to case (10). Attach a suitable lifting device to Tooling (B).



Illustration 9

g01816055

8. Remove bolts (11). Remove case (10) from the transmission. The weight of case (10) is 93 kg (205 lb).

**Thank you very much  
for your reading.**

**Please click here to buy  
After you pay.**

**Then, you can  
download the complete  
manual instantly.  
No waiting.**