

Product: BACKHOE LOADER

Model: 420F2 BACKHOE LOADER NSB

Configuration: 420F2 ADL (Air Deployable Loader) NSB00001-UP (MACHINE) POWERED BY 3054C Engine

Disassembly and Assembly

416F2, 420F2 IT, 420F2 ST, 422F2, 428F2, 430F2 IT, 430F2 ST, 432F2, 434F2 and 444F2 Backhoe Loaders Engine Supplement

Media Number -UENR6152-01

Publication Date -01/06/2015

Date Updated -06/06/2018

i06199411

Engine - Remove

SMCS - 1000-011

Removal Procedure

Table 1

Required Tools			
Tool	Part Number	Part Description	Qty
A	1U-7505	Hydraulic Jack	1
B	6V-3145	Load Leveling Beam	1

Start By:

- a. Remove hood.
 - b. Remove side panels.
 - c. Remove air cleaner.
 - d. Remove muffler.
1. Drain the coolant. Refer to Operations and Maintenance Manual, "Cooling System Coolant (ELC) - Change" for the correct draining procedure.
 2. Drain the engine oil. Refer to Operations and Maintenance Manual , "Engine Oil and Filter - Change" for the correct draining procedures.
-




Illustration 1

g03797183

3. Turn battery disconnect switch (1) to the OFF position.




Illustration 2

g03797188

4. Remove bolts (4) and floor mat (3).




Illustration 3

g03797205

5. Remove bolts (4). Lift plate assembly (5) and secure in rear notches. Do not remove bolts (6).



Illustration 4

g03797235

6. Reposition fuel filter assembly (7) out of the way.




Illustration 5

g03849199




Illustration 6

g03849201

7. Remove coolant tank assembly (8). Remove tube (9). Remove hoses (10) and (11). Remove tube (12).

**Thank you very much
for your reading.**

**Please click here to buy
After you pay.**

**Then, you can
download the complete
manual instantly.
No waiting.**