

Product: MOTOR GRADER

Model: 140M MOTOR GRADER D9G

Configuration: 140M Motor Grader - All Wheel Drive D9G00001-UP (MACHINE) POWERED BY C9 Engine

## Disassembly and Assembly C9 Engines for Caterpillar Built Machines

Media Number -REN9579-20

Publication Date -01/02/2015

Date Updated -15/08/2018

i03582800

# Gear Group (Rear) - Remove and Install

SMCS - 1206-010; 1212-010

## Removal Procedure

Table 1

Required Tools			
Tool	Part Number	Part Description	Qty
A	1P-0520	Driver Gp	1
B	1P-0510	Driver Gp	1

### Start By:

- A. Remove the flywheel and pump drive gear. Refer to Disassembly and Assembly, "Flywheel - Remove".

---

### NOTICE

**Keep all parts clean from contaminants.**

**Contaminants may cause rapid wear and shortened component life.**

---




Illustration 1

g01383883

1. Remove bolts (1) and remove retainer (2). Remove gear assembly (3) .



Illustration 2

g01383924

2. Use Tooling (A) in order to remove bushing (4) from gear assembly (3) .
3. Repeat Steps 1 and 2 for the opposite side.




Illustration 3

g01383927

4. Remove bolts (5). Remove adapter (6) and the O-ring seal.




Illustration 4

g01384414


5. Use Tooling (B) in order to remove bearing (7) from adapter assembly (6) .



Illustration 5

g01384424

6. Remove gear assembly (8) .



**Thank you very much  
for your reading.**

**Please click here to buy  
After you pay.**

**Then, you can  
download the complete  
manual instantly.  
No waiting.**