

Product: TRACK-TYPE TRACTOR

Model: D8R TRACK-TYPE TRACTOR RJM

Configuration: D8R TRACK-TYPE TRACTOR RJM00001-UP (MACHINE) POWERED BY 3406C Engine

Disassembly and Assembly D8R Track-Type Tractor Power Train

Media Number -UENR1350-01

Publication Date -01/11/2013

Date Updated -10/03/2016

i07404909

Track Roller - Remove and Install

SMCS - 4180-010

Removal Procedure

Table 1

Required Tools			
Tool	Part Number	Description	Qty
A	FT-2213	Strap	1
B	183-4799	Track Roller Lifting Fork	1
C	-	Loctite C5-A Copper Anti-seize Lubricant	-

1. Loosen track. Refer to Operation and Maintenance Manual, "Track - Adjust" for correct loosening and tightening procedures.




Illustration 1

g00617904

2. Install Tooling (A).

3. Raise the side of the machine.




Illustration 2

g00617906

4. Remove track guide (1) from the outside of the major bogie.




Illustration 3

g00617907




Illustration 4

g00617908

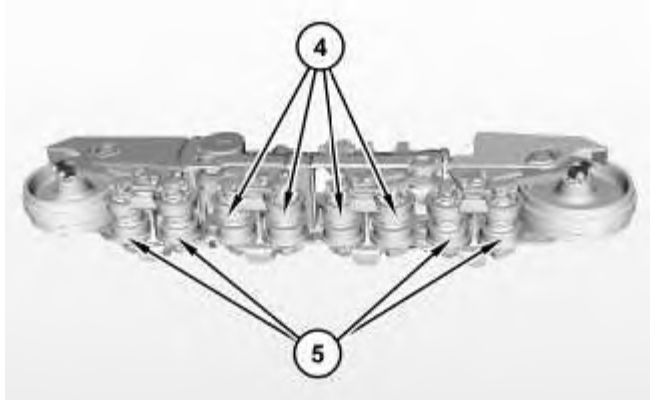


Illustration 5

g03383830

Note: Mark the location of double flange track rollers (4) and single flange track rollers (5) for installation.

5. Use Tooling (B) and a suitable lifting device to remove double flange track roller (4). The weight of double flange track roller (4) is approximately 222 kg (489 lb). The weight of single flange track roller (5) is approximately 149 kg (328 lb)
6. Remove bolts (3) and caps (2).
7. Use Tooling (B) and the suitable lifting device to remove double flange track roller (4) from the minor bogie.

Note: Refer to Undercarriage Reconditioning Bulletin for further information regarding track rollers.

Installation Procedure

1. Install double flange track roller (4) and single flange track roller (5) in the reverse order of removal.
 - a. Apply Tooling (C) to threads of bolts (3). Tighten bolt (3) on abutment side first. Tighten bolts (3) to a torque of $750 \pm 70 \text{ N}\cdot\text{m}$ ($553 \pm 51 \text{ lb ft}$).
 - b. Tighten bolts (1) to a torque of $485 \pm 15 \text{ N}\cdot\text{m}$ ($358 \pm 11 \text{ lb ft}$)

**Thank you very much
for your reading.**

**Please click here to buy
After you pay.**

**Then, you can
download the complete
manual instantly.
No waiting.**