

Product: ARTICULATED TRUCK

Model: 740B ARTICULATED TRUCK T4R

Configuration: 740B Articulated Truck T4R00001-UP (MACHINE) POWERED BY C15 Engine

Disassembly and Assembly 735B, 740B and 740B EJECTOR Articulated Trucks Power Train

Media Number -UENR0207-03

Publication Date -01/06/2015

Date Updated -08/05/2017

i05486620

Output Transfer Gears - Disassemble

SMCS - 3159-015-OJ

Disassembly Procedure

Table 1

Required Tools			
Tool	Part Number	Part Description	Qty
A	180-3033	Stand	1
B	138-7574	Link Bracket	2
C	1P-2420	Transmission Repair Stand	1
D	138-7575	Link Bracket	2
E	1P-2321	Combination Puller	1
F	1P-0520	Driver Gp	1
G	1P-2322	Combination Puller	1
H	8B-7554	Bearing Cup Puller	1
	8B-7549	Puller Leg	2
	5B-0637	High Idle Nut	1
	5F-7353	Washer	1
	1B-4207	Full Nut	2
	3H-0465	Push-Puller Plate	4
	5F-7366	Forcing Screw	1
	5P-4808	Cap	2

	1U-9895	Crossblock	1
I		Forcing Screw	3
J	1P-2320	Combination Puller	1
K	154-6181	Forcing Screw	3

Start By:

- A. Remove the output transfer gears.




Illustration 1

g02604597

1. Use Tooling (A) and suitable cribbing in order to support the output transfer gears.




Illustration 2

g02604757

2. Disconnect harness assembly (1) .
 3. Remove lines and hoses (2) .
-




Illustration 3

g02604778

4. Remove bolts (2a) and valve (2b) .




Illustration 4

g02604821

5. Remove hose assemblies (3) .




Illustration 5

g02604838

**Thank you very much
for your reading.**

**Please click here to buy
After you pay.**

**Then, you can
download the complete
manual instantly.
No waiting.**