

Product: EXCAVATOR

Model: 320D L EXCAVATOR A8F

Configuration: 320D & 320D L Excavators A8F00001-UP (MACHINE) POWERED BY C6.4 Engine

## Disassembly and Assembly C6.4 Engine for Caterpillar Built Machines

Media Number -KENR8106-09

Publication Date -01/10/2017

Date Updated -18/10/2017

i02742863

# Gear Group (Front) - Remove - Idler Gear Only

SMCS - 1206-011

## Removal Procedure

Table 1

Required Tools			
Tool	Part Number	Part Description	Qty
A	9U-6148	Idler Shaft Puller	1
B	1P-0510	Driver Group	1

### Start By:

- Remove the front housing. Refer to Disassembly and Assembly, "Housing (Front) - Remove".

---

### NOTICE

**Keep all parts clean from contaminants.**

**Contaminants may cause rapid wear and shortened component life.**

---

---

### NOTICE

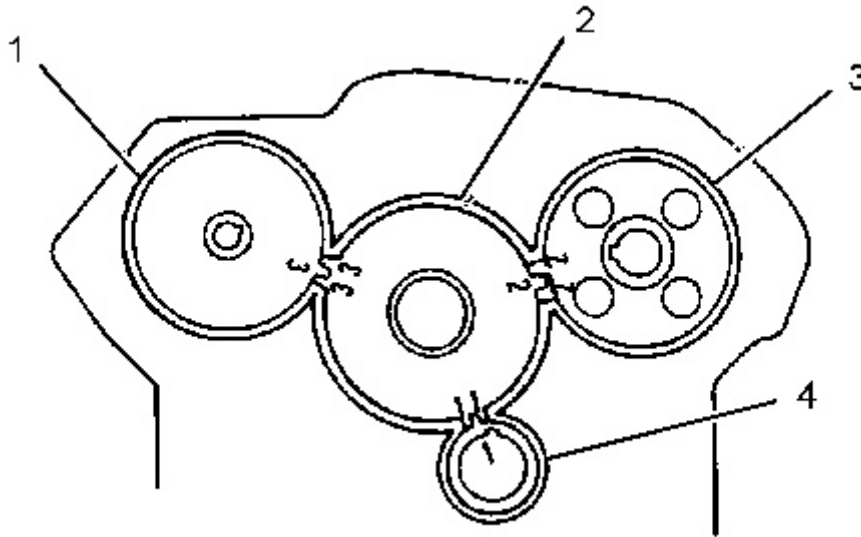
**Care must be taken to ensure that fluids are contained during performance of inspection, maintenance, testing, adjusting, and repair of the product. Be prepared to collect the fluid with suitable containers**

**before opening any compartment or disassembling any component containing fluids.**

**Refer to Special Publication, NENG2500, "Dealer Service Tool Catalog" for tools and supplies suitable to collect and contain fluids on Cat products.**

**Dispose of all fluids according to local regulations and mandates.**

---



---

Illustration 1


g01374732

- (1) Fuel injection pump drive gear
- (2) Idler gear
- (3) Camshaft gear
- (4) Crankshaft gear

**Note:** The No. 1 cylinder is at the top center position when these marks are in alignment.

**Note:** Ensure that the marks on the timing gears are in alignment.

---



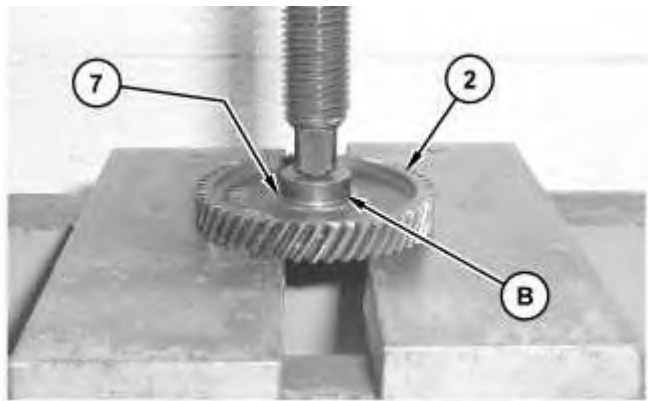
1. Remove idler gear bolt (5) and the washer from the idler gear shaft .
  2. Remove thrust plate (6) from the idler gear shaft.
- 



---

Illustration 3

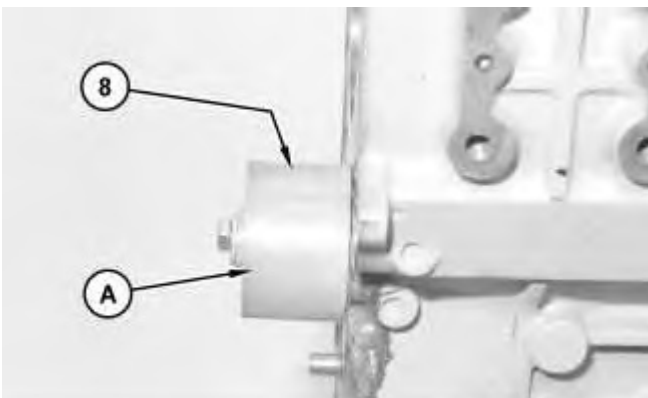
3. Remove idler gear (2) from the idler gear shaft.
- 



---

Illustration 4

4. If necessary, use Tooling (A) and a suitable press in order to remove bushing (7) (not shown) from idler gear (2).
- 



**Thank you very much  
for your reading.**

**Please click here to buy  
After you pay.**

**Then, you can  
download the complete  
manual instantly.  
No waiting.**