

Product: EXCAVATOR

Model: 320-A N EXCAVATOR 9WG

Configuration: 320, 320L & 320N EXCAVATORS 9WG00001-00722 (MACHINE)

## Disassembly and Assembly

**446 and 446B Backhoe Loaders, Lexion 450 Combine, 3114 and 3116 Engines, IT18F Integrated Toolcarrier, D6M Track-Type Tractor and 928F, 950F and 950G Wheel Loaders**

Media Number -SEN3611-18

Publication Date -01/05/2009

Date Updated -27/05/2009

i01928419

## Governor - Install

SMCS - 1264-012

## Installation Procedure

Table 1

Required Tools			
Tool	Part Number	Part Description	Qty
A	136-4149	Governor Pliers <sup>(1)</sup>	1
B	128-8827	Pin <sup>(1)</sup>	1
	1U-7523	Pin Pilot <sup>(1)</sup>	1

<sup>(1)</sup> This tool is part of the **128-8822** Governor Tool Group.

---

### NOTICE

**Keep all parts clean from contaminants.**

**Contaminants may cause rapid wear and shortened component life.**

---

**Note:** For more information on the governor, refer to Service Manual, SENR6454, "3114, 3116, & 3126 Engine Governors". The Service Manual, SENR6454 requires the use of a **1U-7326** Governor Calibration Bench. For information on reusability of components in the governor, refer to Guideline For Reusable Parts And Salvage Operations, SEBF8434, "3100 Governor Inspection and General Information for Mechanical Governor Groups Used in 3114, 3116, and 3126 Engines Equipped with Mechanical Unit Injectors (MUI)".



Illustration 1

g00673178

1. Apply lubricant to the new O-ring seal (1). Install new O-ring seal (1) in the cylinder head.




Illustration 2

g00672733

2. Apply lubricant to the new O-ring seal (2). Install new O-ring seal (2) on the tube assembly (5).




Illustration 3

g00672742

3. Install the O-ring seal and tube assembly (5) in the cylinder head.
-




Illustration 4

g00673180

4. Apply lubricant to the new O-ring seal (3). Install new O-ring seal (3) on the governor.



Illustration 5

g00673182

5. Place the governor in position on the engine.




Illustration 6

g00613563

6. Install the washers and bolts (7) that hold the governor in place.

**Thank you very much  
for your reading.**

**Please click here to buy  
After you pay.**

**Then,           you           can  
download the complete  
manual instantly.  
No waiting.**