

Product: COMPACT TRACK LOADER

Model: 299C COMPACT TRACK LOADER JSP

Configuration: 299C Compact Track Loader JSP00001-UP (MACHINE) POWERED BY 3044C Engine

## Disassembly and Assembly

### 279C, 279C2, 289C, 289C2 and 299C Compact Track Loaders Power Train

Media Number -KENR8831-06

Publication Date -01/01/2016

Date Updated -06/01/2016

i06660138

## Piston Pump (Hydrostatic) - Assemble

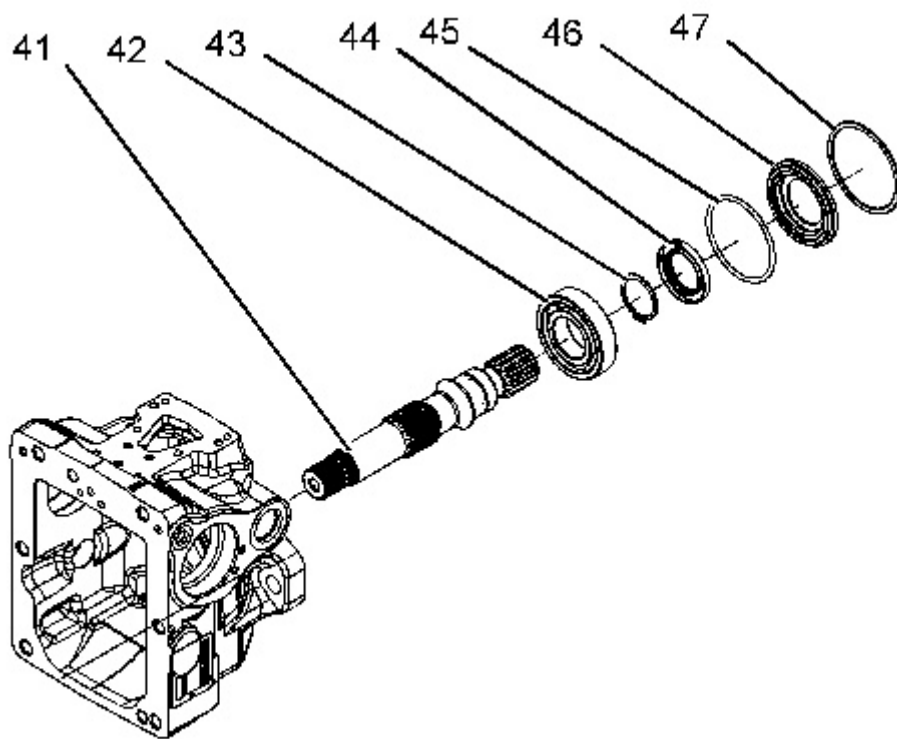
SMCS - 5070-016-H7

### Assembly Procedure

Table 1

Required Tools			
Tool	Part Number	Part Description	Qty
D	1P-1859	Retaining Ring Pliers	1
E	9S-3263	Thread Lock Compound	1

---




---


Illustration 1

g06063261

1. Raise the temperature of bearing (42).
2. Install bearing (42).
3. Use Tooling (D) to install retaining ring (43).
4. Install shaft assembly (40) and seal (44).
5. Install O-ring seal (45).
6. Install plate (46).
7. Install retaining ring (47).



8. Raise the temperature of bearing (33).
  9. Install bearing (33) onto shaft (32).
- 



---

Illustration 3


10. Install shaft (32).
- 



---

Illustration 4

11. Install bearings (31) onto swashplate (28).
- 



**Thank you very much  
for your reading.**

**Please click here to buy  
After you pay.**

**Then, you can  
download the complete  
manual instantly.  
No waiting.**