

## NOTICE

**Do not allow dirt to enter the fuel system. Thoroughly clean the area around a fuel system component that will be disconnected. Fit a suitable cover over disconnected fuel system component.**

---




Illustration 1

g01094410

1. Remove pressure compensator valve (1).
2. Remove manifold (2).
3. Remove bolts (4) from valve block (3).




Illustration 2

g01094416

4. Remove valve block (3), control piston (6), and gasket (5).
-

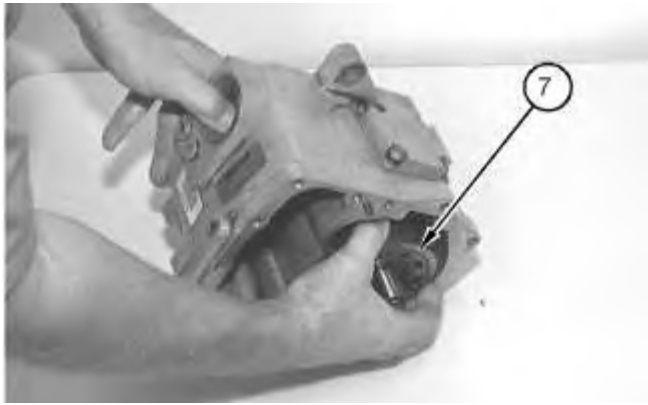


Illustration 3

g01094422

5. Remove rotating group (7). Minor twisting of the rotating group may be necessary in order to remove the rotating group.




Illustration 4

g01094430

6. Install Tooling (A) in the pump group. Use a suitable press in order to remove shaft (8) from the front bearing.




Illustration 5

g01094431

7. Remove bolts (9). Remove covers (10).




Illustration 6

g01094441

8. Remove O-ring seal (12) from pintle bearing (14) that is opposite of spring seat (11). Install Tooling (B) into the pintle bearing finger tight.
9. Remove plug (13), if necessary.
10. Tighten Tooling (B) into the pintle bearing until the pintle bearing is removed.




Illustration 7

g01094444

11. In order to remove the pintle bearing from the other side of the pump group, you need to hold yoke (15) firmly. Use Tooling (B) to remove the pintle bearing.
12. Remove yoke (15).



 **WARNING**


**Personal injury can result from parts and/or covers under spring pressure.**

**Spring force will be released when covers are removed.**

**Be prepared to hold spring loaded covers as the bolts are loosened.**

---


13. Remove spring seat (11) and the spring.



---

Illustration 9

14. Use Tooling (D) to remove retaining ring (17). Remove bearing (16).



---

Illustration 10

15. Use Tooling (D) to remove retaining ring (19). Remove shaft seal (18).
-

**Thank you very much  
for your reading.**

**Please click here to buy  
After you pay.**

**Then, you can  
download the complete  
manual instantly.**

**No waiting.**