

Product: ARTICULATED TRUCK

Model: D350C ARTICULATED TRUCK 8XC

Configuration: D350C ARTICULATED DUMP TRUCK 8XC00001-00404 (MACHINE) POWERED BY 3306 ENGINE

Disassembly and Assembly 3304B and 3306B Engines for Caterpillar Built Machines

Media Number -SEN5598-09

Publication Date -01/01/2013

Date Updated -25/01/2013

i01135000

Fuel Ratio Control - Assemble

SMCS - 1278-016

Assembly Procedure

Table 1

Required Tools			
Tool	Part Number	Part Description	Qty
A	FT-1820	Fixture Assembly	1
B	1P-1855	Retaining Ring Pliers	1
C	6V-9072	Guide	1

NOTICE

Keep all parts clean from contaminants.

Contaminants may cause rapid wear and shortened component life.

Note: Check the condition of the O-ring and the diaphragm. If the O-ring or the diaphragm is worn or damaged use new parts for replacement.




Illustration 1

g00460801

1. Install spring (1) and retainer (2) into housing (3) .




Illustration 2

g00460828

2. Install O-ring seal (6) and spring (5) into valve extension (7). Install stem (4) into valve extension (7). Secure valve extension (7) to retainer (8) with nut (9) .




Illustration 3

g00460830

3. Install stem (4) and retainer (8) into housing (3) .




Illustration 4

g00460912

4. Install diaphragm (12), washer (11) and spring (10) on retainer (8) .




Illustration 5

g00460914




Illustration 6

g00460917

**Thank you very much
for your reading.**

**Please click here to buy
After you pay.**

**Then, you can
download the complete
manual instantly.
No waiting.**