

Illustration 1

g00728888

1. Install transmission (1) onto Tooling (A) .




Illustration 2

g00728895

2. Remove implement pump drive shaft (2) from transmission (1) .



Illustration 3

g01380069

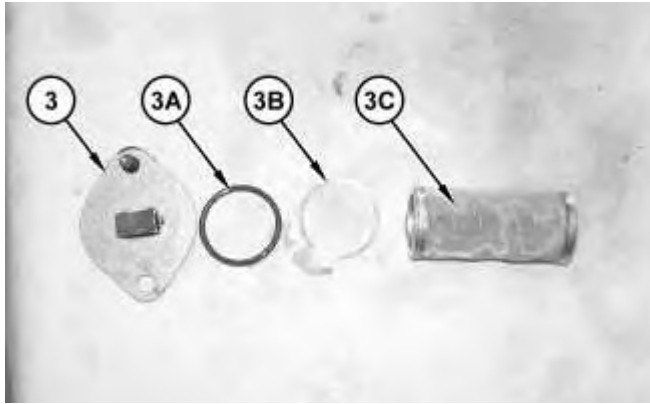


Illustration 4

g01380070

3. Remove cover (3). Remove O-ring seal (3A) and spacer (3B). Remove screen (3C) .




Illustration 5

g01380772

4. Remove plug (4). Drain the transmission oil into a suitable container. Refer to Operation and Maintenance Manual, "Transmission Oil - Change".



Illustration 6

g01379269

- Remove bolts (5) from gear shift (6) .




Illustration 7

g01380773

- Remove bolt (9), washer (8), and yoke (7) .




Illustration 8

g01380778

- Attach Tooling (B) to case (10). Attach a suitable lifting device to Tooling (B). Remove bolts (11). Remove case (10) from the transmission. The weight of case (10) is approximately 42 kg (94 lb).

Direct Drive, Front Output Shaft




Illustration 9

g01378615

1. Remove O-ring seals (12) .



Illustration 10

g01380786

2. Remove front output shaft (13) .




Illustration 11

g01378617

3. Use Tooling (C) to remove bearing cone (14) .

**Thank you very much
for your reading.**

**Please click here to buy
After you pay.**

**Then, you can
download the complete
manual instantly.
No waiting.**