
NOTICE

Care must be taken to ensure that fluids are contained during performance of inspection, maintenance, testing, adjusting and repair of the product. Be prepared to collect the fluid with suitable containers before opening any compartment or disassembling any component containing fluids.

Dispose of all fluids according to local regulations and mandates.

1. Drain the coolant from the cooling system into a suitable container for storage or disposal. Refer to Operation and Maintenance Manual, "Cooling System Coolant - Change" for the correct procedure.
-

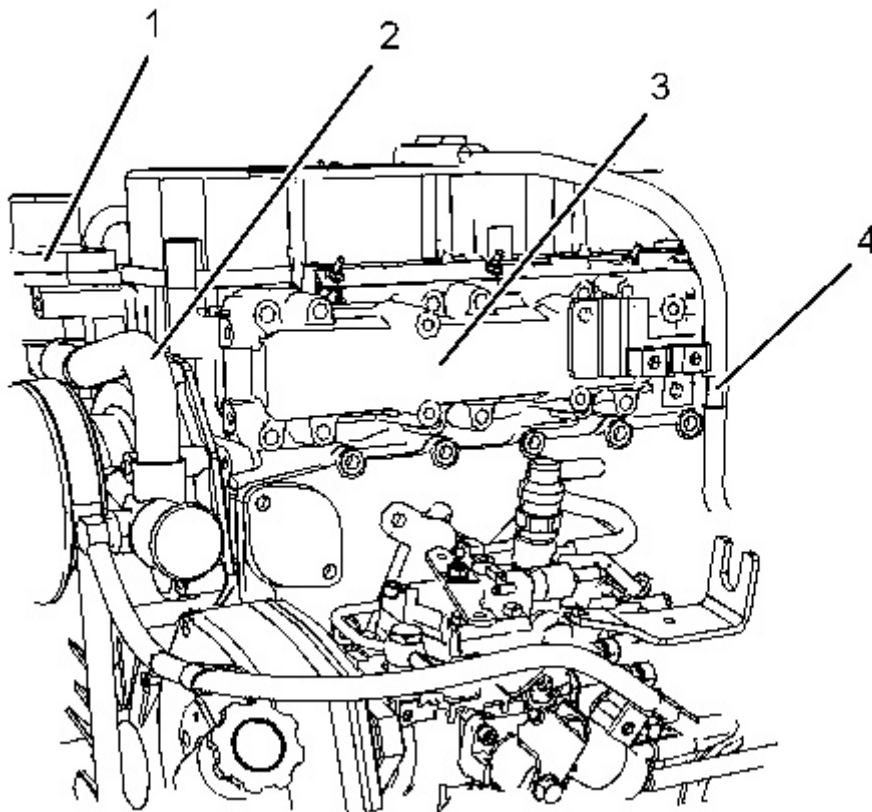


Illustration 1

g01362487

Typical example

2. Disconnect hose (2) from water temperature regulator housing (1) .

3. Remove breather hose (4) .
4. If necessary, remove inlet manifold (3). Refer to Disassembly and Assembly, "Inlet Manifold - Remove and Install".

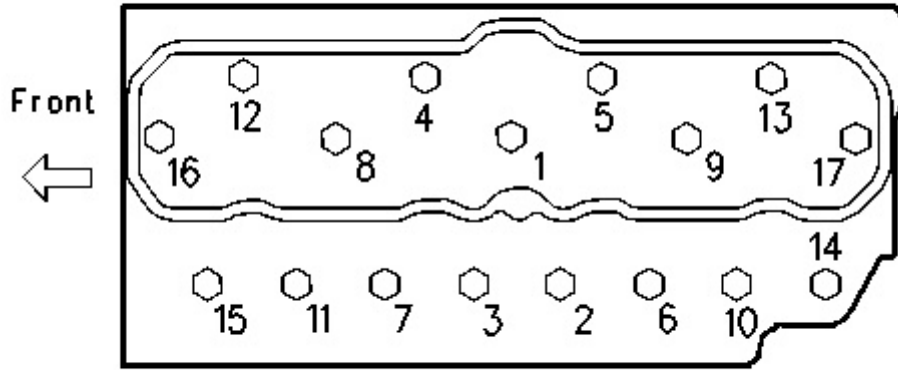


Illustration 2

g01001090

The cylinder head tightening sequence

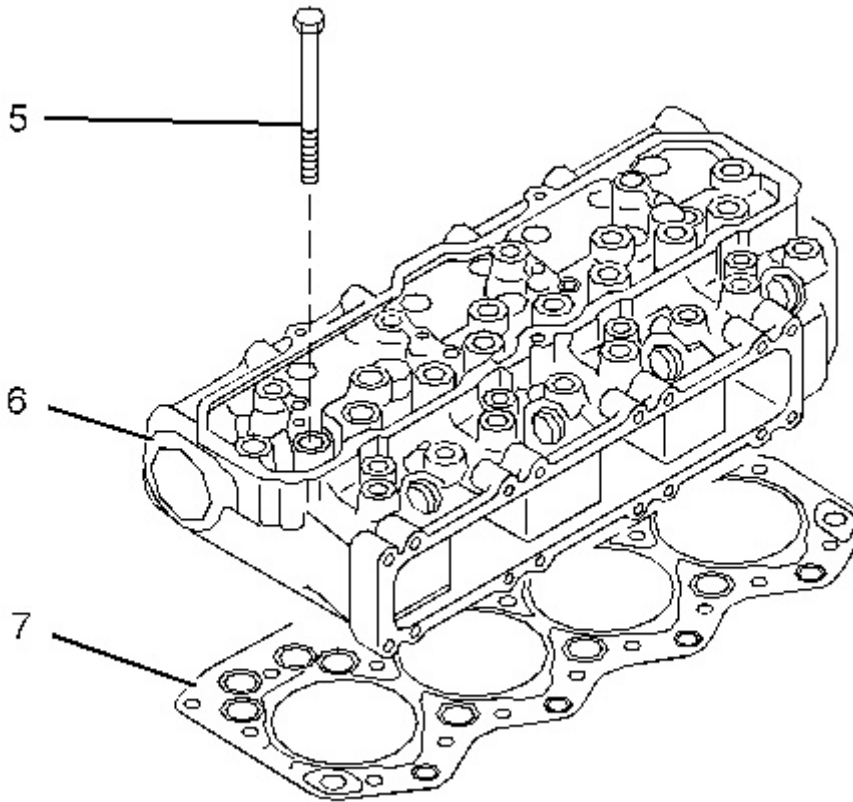


Illustration 3

g01346253

5. Gradually loosen cylinder head bolts (5) in reverse numerical order to the sequence that is shown in Illustration 2. This will prevent distortion of the cylinder head.
6. Remove cylinder head bolts (5) from cylinder head (6) .
7. Attach Tooling (A) and a suitable lifting device to cylinder head (6). Carefully lift the cylinder head off the cylinder block. The weight of the cylinder head is approximately 34 kg (75 lb).

Note: Do not use a lever to separate the cylinder head from the cylinder block. Take care not to damage the machined surfaces of the cylinder head during the removal procedure. Avoid contamination of the cylinder bores with coolant or with debris.

NOTICE

Place the cylinder head on a surface that will not scratch the face of the cylinder head.

8. Remove gasket (7) .
-

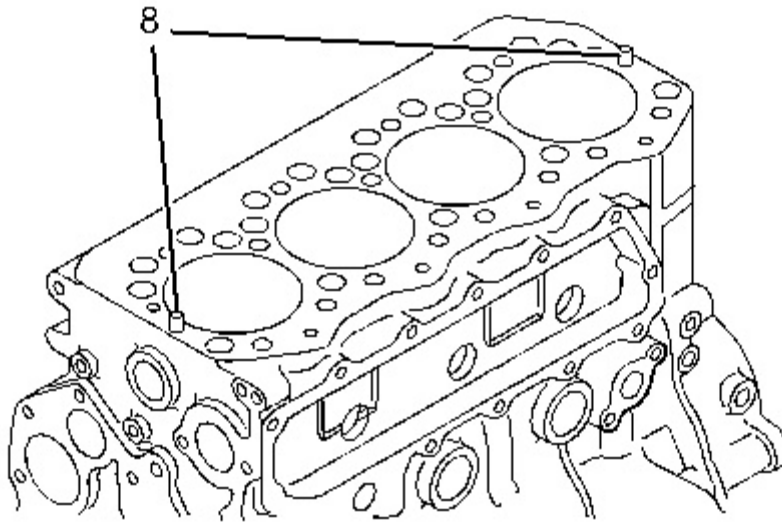


Illustration 4

g01352734

9. Note the position of dowels (8) in the cylinder block. Do not remove the dowels unless the dowels are damaged.

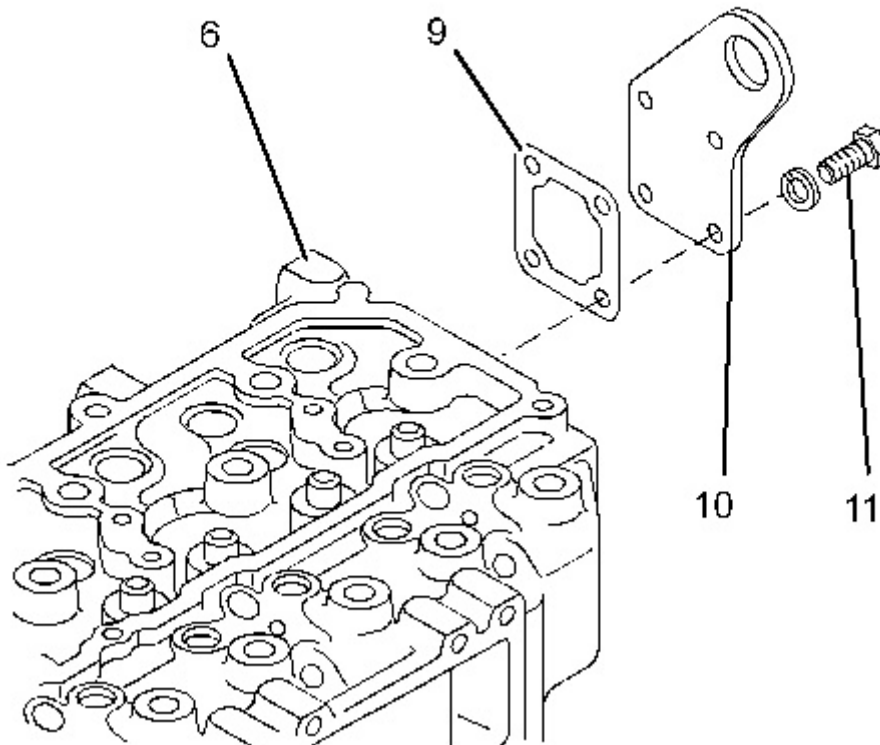


Illustration 5

g01346658

**Thank you very much
for your reading.**

**Please click here to buy
After you pay.**

**Then, you can
download the complete
manual instantly.
No waiting.**