










FT50C

SERVICE MANUAL

290418

62Y-28197-5A-11

Contents

General information		1
	GEN INFO	
Specifications		2
	SPEC	
Periodic checks and adjustments		3
	CHK ADJ	
Fuel system		4
	FUEL	
Power unit		5
	POWR	
Lower unit		6
	LOWR	
Bracket unit		7
	BRKT	
Electrical systems		8
	ELEC	
Troubleshooting		9
	TRBL SHTG	
Index		

General information

How to use this manual	1-1
Manual format.....	1-1
Symbols.....	1-2
Safety while working	1-3
Fire prevention.....	1-3
Ventilation.....	1-3
Self-protection.....	1-3
Parts, lubricants, and sealants.....	1-3
Good working practices.....	1-4
Disassembly and assembly.....	1-4
Identification	1-4
Applicable models.....	1-4
Serial number.....	1-4
Features and benefits	1-5
Use of leaded gasoline.....	1-5
Newly designed four carburetors.....	1-5
CDI unit with microcomputer.....	1-6
Lower unit.....	1-7
Technical tips	1-8
Carburetor.....	1-8
Acceleration pump.....	1-13
Ignition system.....	1-15
Ignition timing control.....	1-17
Power trim and tilt.....	1-19
Propeller selection	1-26
Propeller size.....	1-26
Selection.....	1-26

Predelivery checks	1-26
Checking the fuel system	1-26
Checking the gear oil.....	1-27
Checking the engine oil	1-27
Checking the battery.....	1-27
Checking the outboard motor mounting position	1-27
Checking the remote control cables	1-27
Checking the steering system	1-28
Checking the gearshift and throttle operation.....	1-28
Checking the tilt system.....	1-28
Checking the engine start switch and engine stop switch/ engine shut-off switch.....	1-29
Checking the pilot water outlet	1-29
Test run	1-29
Break-in	1-29
After test run	1-29

**Thank you very much
for your reading.**

**Please click here and go
back to the website.**

**Then, you can
download the complete
manual instantly.**

No waiting.