

**WORLDWIDE**

**Z200N**  
**LZ200N**

**USA, CANADA**










**Z200Y**  
**LZ200Y**

# **SERVICE MANUAL**

**290369**

**68F-28197-Z9-A1**

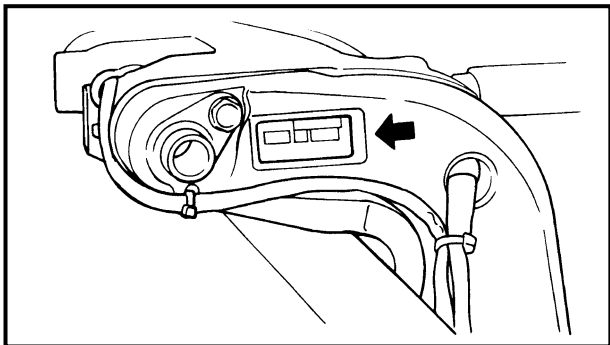
# CONTENTS

<b>GENERAL INFORMATION</b>	 GEN INFO	<b>1</b>
<b>SPECIFICATIONS</b>	 SPEC	<b>2</b>
<b>PERIODIC INSPECTIONS AND ADJUSTMENTS</b>	 INSP ADJ	<b>3</b>
<b>FUEL SYSTEM</b>	 FUEL	<b>4</b>
<b>POWER UNIT</b>	 POWR	<b>5</b>
<b>LOWER UNIT</b>	 LOWR	<b>6</b>
<b>BRACKET UNIT</b>	 BRKT	<b>7</b>
<b>ELECTRICAL SYSTEMS</b>	 ELEC	<b>8</b>
<b>TROUBLE ANALYSIS</b>	 TRBL ANLS	<b>9</b>

---

## CHAPTER 1 GENERAL INFORMATION

<b>IDENTIFICATION</b> .....	1-1
SERIAL NUMBER .....	1-1
STARTING SERIAL NUMBERS .....	1-1
<b>SAFETY WHILE WORKING</b> .....	1-2
FIRE PREVENTION .....	1-2
VENTILATION.....	1-2
SELF-PROTECTION.....	1-2
OILS, GREASES AND SEALING FLUIDS.....	1-2
GOOD WORKING PRACTICES .....	1-3
DISASSEMBLY AND ASSEMBLY .....	1-4
<b>SPECIAL TOOLS</b> .....	1-5
MEASURING .....	1-5
REMOVING AND INSTALLING .....	1-8

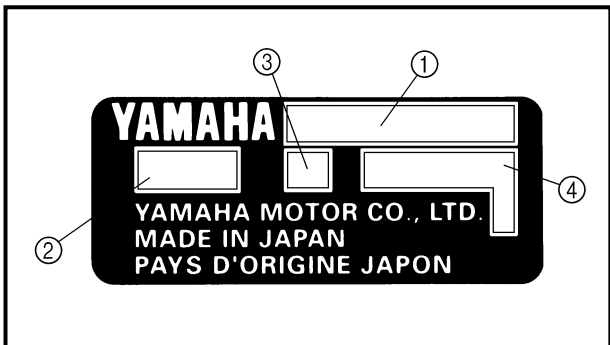


**IDENTIFICATION**

**SERIAL NUMBER**

The outboard motor's serial number is stamped on a label which is attached to the port side of the clamp bracket.

**NOTE:** \_\_\_\_\_  
If the serial number label is removed, "VOID" marks will be appear on the label.



- ① Model name
- ② Approved model code
- ③ Transom height
- ④ Serial number


**STARTING SERIAL NUMBERS**

The starting serial number blocks are as follows:

Model name			Approved model code	Starting serial number
Worldwide	USA	Canada		
Z200NETO	Z200TR	Z200TR	6G6	X: 100101 -
LZ200NETO	LZ200TR	—	6K1	X: 100101 -

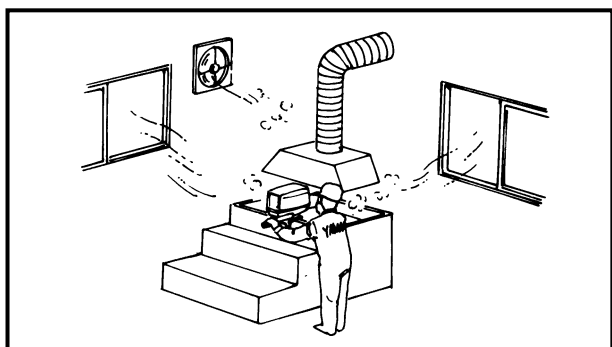
**SAFETY WHILE WORKING**

The procedures given in this manual are those recommended by Yamaha to be followed by Yamaha dealers and their mechanics.



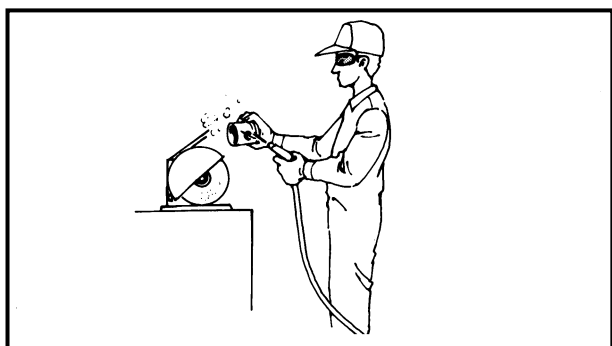
**FIRE PREVENTION**

Gasoline (petrol) is highly flammable. Petroleum vapor is explosive if ignited. Do not smoke while handling gasoline and keep it away from heat, sparks and open flames.



**VENTILATION**

Petroleum vapor is heavier than air and is deadly if inhaled in large quantities. Engine exhaust gases are harmful to breathe. When test-running an engine indoors, maintain good ventilation.



**SELF-PROTECTION**

Protect your eyes with suitable safety glasses or safety goggles, when grinding or when doing any operation which may cause particles to fly off. Protect hands and feet by wearing safety gloves or protective shoes if appropriate to the work you are doing.




**OILS, GREASES AND SEALING FLUIDS**

Use only genuine Yamaha oils, greases and sealing fluids or those recommended by Yamaha.

Under normal conditions of use, there should be no hazards from the use of the lubricants mentioned in this manual, but safety is all-important, and by adopting good safety practices, any risk is minimized. A summary of the most important precautions is as follows:

1. While working, maintain good standards of personal and industrial hygiene.
2. Clothing which has become contaminated with lubricants should be changed as soon as practicable, and laundered before further use.
3. Avoid skin contact with lubricants; do not, for example, place a soiled wiping-rag in your pocket.
4. Hands and any other part of the body which have been in contact with lubricants or lubricant-contaminated clothing, should be thoroughly washed with hot water and soap as soon as practicable.
5. To protect the skin, the application of a suitable barrier cream to the hands before working, is recommended.
6. A supply of clean lint-free cloths should be available for wiping purposes.



### **GOOD WORKING PRACTICES**

1. The right tools  
Use the recommended special tools to protect parts from damage. Use the right tool in the right manner – do not improvise.
2. Tightening torque  
Follow the tightening torque instructions. When tightening bolts, nuts and screws, tighten the large sizes first, and tighten inner-positioned fixings before outer-positioned ones.

**Thank you very much  
for your reading.**

**Please click here and go  
back to the website.**

**Then, you can  
download the complete  
manual instantly.**

**No waiting.**